

Scaled data based on original data using
LM-79-08 Approved Method: Electrical and Photometric Measurements of Solid-
State Lighting Products

Test Report Prepared for
Cooper Lighting Solutions
(formerly Eaton)

Brand: McGRAW-EDISON

Report Number: P951743

Luminaire Tested: **GALN-SB5D-760-U-RW**

Issue Date: 1/21/2025

Test Information

Test Method: LM-79-08
Report Number: P951743
TEST IS SCALED FROM IESNA LM-79-08 TEST DATA (G2-2411-289-19)
Test Lab: INNOVATION CENTER
Issue Date: 1/21/2025
Manufacturer: COOPER LIGHTING SOLUTIONS (FORMERLY EATON)
Product Line: MCGRAW-EDISON
Catalog Number: GALN-SB5D-760-U-RW
Description: GALLEON AREA AND ROADWAY HIGH DENSITY LED LUMINAIRE
(5) 70 CRI, 5700K, 900mA LIGHTSQUARES WITH 26 LEDS EACH AND RECTANGULAR
WIDE OPTICS
Light Source: -
Ballast/Driver: -

Summary

Lumens per Lamp: N/A
Luminaire Lumens: 56001 lumens
Efficiency: N/A
Efficacy: 153.5 lumens/watt
Luminous Opening: Rectangular (W 1.5' x L: 1' x H: 0')
IES Classification: Type III - Medium
BUG Rating: B5 - U0 - G5

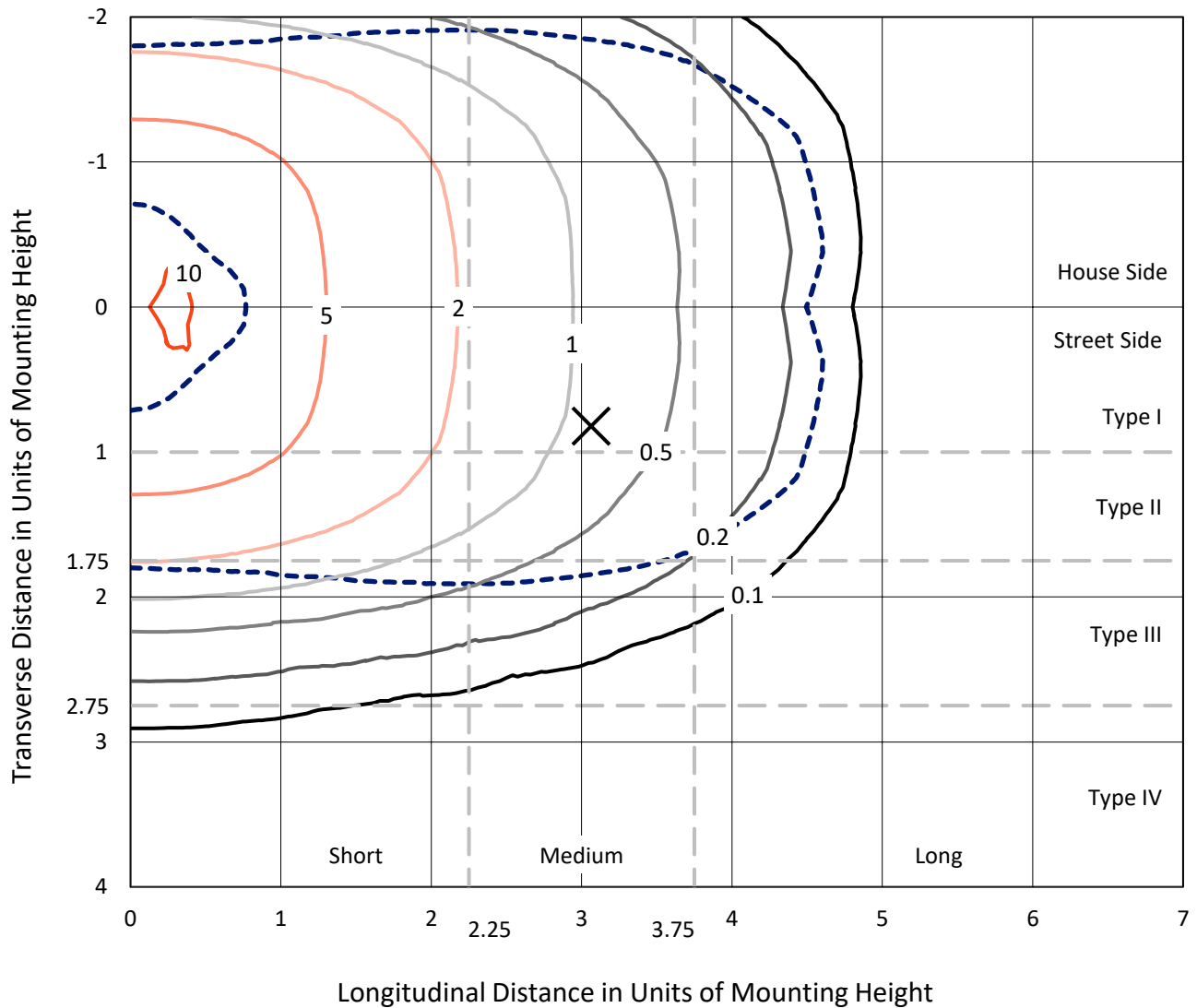
Input Watts (W): 364.9
Input Voltage (V): NR
Input Current (Ain): NR
Voltage Rise (V): NR
Power Factor: NR
Total Harmonic Distortion (THDi): NR
Frequency (hertz): 60
Stabilization Time: NR
Operation Time: NR
Ambient Temperature (°C): NR
Test Distance: 24 FT



REPORT NUMBER: P951743
 CATALOG NUMBER: GALN-SB5D-760-U-RW

Iso-Footcandle Lines of Horizontal Illumination

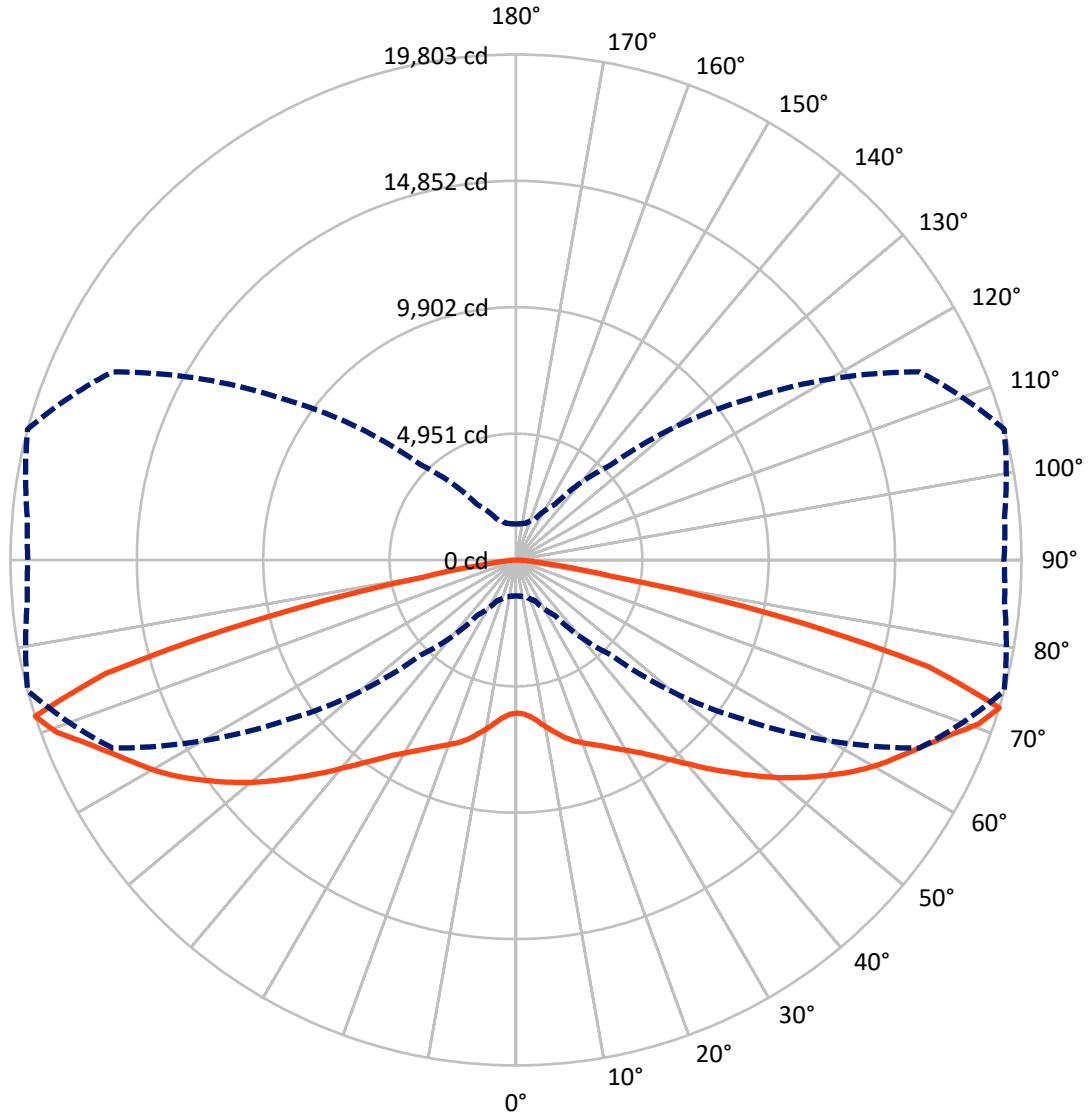
× Max cd
 - - - 1/2 Max cd



Based on 25 foot mounting height. Maximum calculated value = 10.5 fc
 Type III - Medium - N/A

REPORT NUMBER: P951743
CATALOG NUMBER: GALN-SB5D-760-U-RW

Luminous Intensity Polar Plot



— Vertical Plane Through 75-Deg Lateral - - - Horizontal Cone Through 72.5-Deg Vertical

REPORT NUMBER: P951743
 CATALOG NUMBER: GALN-SB5D-760-U-RW

FLUX DISTRIBUTION:

		Downward	Upward	Total
House Side	Lumens	28000.5	0.0	28000.5
	% Fixture	50.0	0.0	50.0
Street Side	Lumens	28000.5	0.0	28000.5
	% Fixture	50.0	0.0	50.0
Total	Lumens	56001.0	0.0	56001.0
	% Fixture	100.0	0.0	100.0

ZONAL LUMENS:

Zone	Lumens	% Fixture
0°-10°	587.6	1.0
10°-20°	1938.1	3.5
20°-30°	3745.0	6.7
30°-40°	6323.6	11.3
40°-50°	10028.6	17.9
50°-60°	13427.1	24.0
60°-70°	12778.3	22.8
70°-80°	6667.9	11.9
80°-90°	504.7	0.9
90°-100°	0.0	0.0
100°-110°	0.0	0.0
110°-120°	0.0	0.0
120°-130°	0.0	0.0
130°-140°	0.0	0.0
140°-150°	0.0	0.0
150°-160°	0.0	0.0
160°-170°	0.0	0.0
170°-180°	0.0	0.0
0°-90°	56001.0	100.0
0°-180°	56001.0	100.0

Coefficient of Utilization

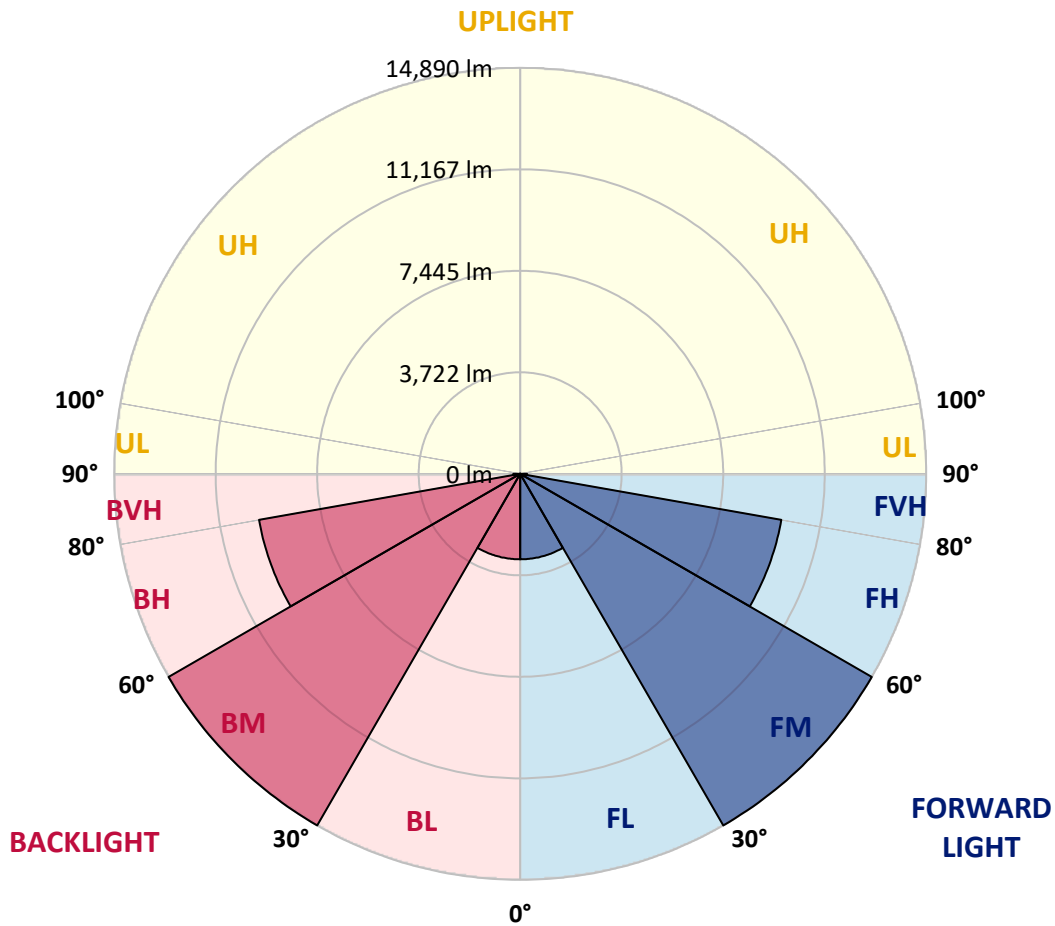


REPORT NUMBER: P951743
 CATALOG NUMBER: GALN-SB5D-760-U-RW

LUMINAIRE CLASSIFICATION SYSTEM LUMEN TABLE AND BUG RATING:

Zone	Lumens	% Fixture	Zone Rating/Lumen Limit		
			B	U	G
FL (0°-30°)	3135.4	5.6			
FM (30°-60°)	14889.7	26.6			
FH (60°-80°)	9723.1	17.4			G4/12000
FVH (80°-90°)	252.4	0.5			G3/500
BL (0°-30°)	3135.4	5.6	B4/5000		
BM (30°-60°)	14889.7	26.6	B5		
BH (60°-80°)	9723.1	17.4	B5		G5
BVH (80°-90°)	252.4	0.5			G3/500
UL (90°-100°)	0.0	0.0		U0/0	
UH (100°-180°)	0.0	0.0		U0/0	

BUG Rating: B5-U0-G5
 Type III Medium



REPORT NUMBER: P951743

CATALOG NUMBER: GALN-SB5D-760-U-RW

CANDELA DISTRIBUTION (FULL):

	0°	5°	15°	25°	35°	45°	55°	65°	75°	85°
0°	5998.7	5998.7	5998.7	5998.7	5998.7	5998.7	5998.7	5998.7	5998.7	5998.7
2.5°	5998.7	5993.0	5998.7	6004.4	6001.6	6001.6	6015.9	6024.4	6041.6	6038.7
5°	5958.7	5955.8	5978.7	6004.4	6024.4	6058.8	6101.6	6133.1	6173.1	6181.7
7.5°	5938.7	5930.1	5970.1	6015.9	6078.8	6164.5	6247.5	6333.2	6401.9	6424.7
10°	5953.0	5955.8	6010.1	6095.9	6196.0	6316.1	6433.3	6579.1	6676.4	6699.2
12.5°	6018.7	6013.0	6104.5	6241.7	6379.0	6530.5	6667.8	6827.9	6933.7	6988.0
15°	6138.8	6127.4	6256.0	6459.0	6659.2	6836.5	6948.0	7099.5	7222.5	7291.1
17.5°	6281.8	6287.5	6456.2	6719.2	6982.3	7182.4	7288.2	7365.4	7459.8	7519.8
20°	6533.4	6544.8	6733.5	7045.2	7345.4	7574.2	7659.9	7631.3	7657.1	7702.8
22.5°	6870.8	6876.5	7088.1	7425.5	7740.0	7991.6	8048.8	7931.6	7860.1	7891.5
25°	7262.5	7299.7	7511.3	7857.2	8180.3	8420.5	8446.2	8269.0	8091.7	8100.3
27.5°	7740.0	7774.3	7988.7	8331.9	8660.7	8869.4	8866.5	8629.2	8369.0	8303.3
30°	8257.5	8294.7	8514.9	8869.4	9175.3	9358.3	9318.3	9035.2	8663.5	8540.6
32.5°	8872.3	8895.1	9118.2	9472.7	9755.8	9901.6	9818.7	9469.8	9006.6	8866.5
35°	9615.7	9650.0	9815.8	10150.3	10399.1	10519.2	10379.1	9967.4	9447.0	9289.7
37.5°	10464.9	10442.0	10630.7	10928.1	11133.9	11208.3	11016.7	10527.8	9950.2	9764.3
40°	11351.2	11339.8	11545.7	11831.6	11943.1	11988.8	11705.8	11171.1	10530.6	10330.5
42.5°	12154.7	12146.1	12423.4	12740.8	12875.2	12823.7	12466.3	11854.5	11202.5	10973.8
45°	12798.0	12786.6	13126.8	13572.9	13835.9	13750.1	13269.8	12609.3	11883.0	11645.7
47.5°	13292.7	13298.4	13664.4	14216.2	14676.5	14708.0	14090.4	13378.4	12632.2	12363.4
50°	13650.1	13667.2	14058.9	14670.8	15299.9	15577.2	14928.2	14167.6	13407.0	13103.9
52.5°	13738.7	13770.2	14241.9	14959.6	15700.1	16229.1	15780.2	14925.3	14141.9	13853.1
55°	13266.9	13329.8	13927.4	14936.7	15946.0	16658.0	16529.3	15694.4	14882.4	14585.0
57.5°	12183.3	12271.9	12969.6	14287.7	15891.7	16952.5	17109.8	16432.1	15623.0	15337.0
60°	10665.0	10770.8	11439.9	12878.1	15125.4	17061.2	17518.6	17149.8	16303.5	16026.1
62.5°	8374.7	8512.0	9312.6	10999.5	13507.1	16555.1	17867.5	17798.8	16915.3	16569.4
65°	5372.5	5518.4	6361.8	8354.7	11348.4	15005.4	17976.1	18430.7	17561.5	17078.3
67.5°	3239.5	3305.3	3722.7	5063.7	8294.7	12669.3	17055.4	19131.3	18316.4	17715.9
70°	2073.0	2110.1	2358.9	2973.6	4689.2	9244.0	14773.8	19262.8	19231.3	18370.7
72.5°	1406.8	1418.2	1484.0	1761.3	2653.4	5252.4	10896.6	17438.6	19803.2	19214.2
75°	1029.3	1092.2	1198.0	1246.6	1506.8	2624.8	6244.6	12251.9	16689.5	16946.8
77.5°	766.3	769.1	915.0	972.1	1075.1	1398.2	2641.9	6839.3	10361.9	10879.5
80°	649.1	614.7	611.9	783.4	809.2	872.1	1180.9	2361.7	3711.3	2250.2
82.5°	540.4	503.2	454.6	611.9	551.8	534.7	511.8	960.7	1180.9	580.4
85°	377.4	360.3	343.1	400.3	314.5	268.8	245.9	448.9	497.5	245.9
87.5°	163.0	168.7	171.6	177.3	131.5	94.4	94.4	125.8	125.8	97.2
90°	0.0	0.0	0.0	0.0	0.0	0.0	0.0	0.0	0.0	0.0

(END C

90°
5998.7
6035.9
6181.7
6430.5
6722.1
7010.9
7316.8
7548.4
7737.1
7914.4
8114.6
8323.3
8554.9
8900.8
9312.6
9798.7
10396.2
11031.0
11700.1
12443.5
13195.4
13927.4
14668.0
15402.8
16086.1
16609.4
17138.4
17761.7
18365.0
19122.7
16323.5
9704.3
1701.3
494.7
217.3
71.5
0.0

OF REPORT)